

Moodmaker

Chain Reaction

Venue / Logistics / Equipment / Timing



Chain Reaction



Watch video

Dear Partner,

This document provides everything you need to ensure a successful Moodmaker Chain Reaction team building activity.

Feel free to reach out if you have any questions or if any requirements outlined here cannot be met.

We look forward to creating an exceptional team building experience together.



Ideally what's needed from the Venue



- **Surface** : $\pm 2\text{m}^2$ per person (min. 60m^2). Larger is always better.
- **Room Setup** : The room should be as empty as possible. We only need tables (no chairs).
- **Power** : Several 220V sockets are required.
- **Parking** : Space for a large van (6m length, 2.6m height).
- **Logistics** : The room must be easily accessible for rolling trolleys. Notify us if there are floors without elevators or steps that could obstruct access.
- **Floor Plan** : Provide a floor plan if there are fixed elements (stage, pillars, etc.), as additional space may be required.
- **Cleanliness** : If the event is in a warehouse, shed, etc., ensure the floor is clean and dry.



Equipment : Tables

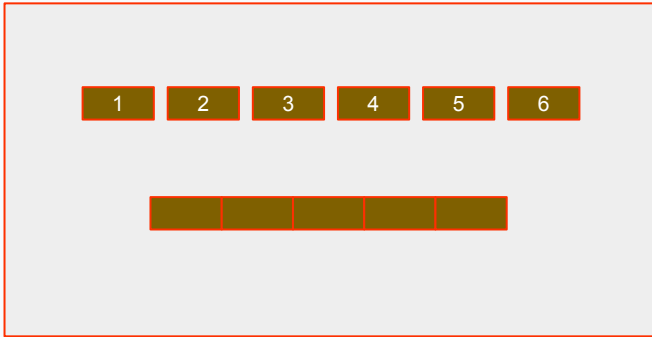


- The Chain Reaction is performed on **rectangular tables**, ideally **180 cm long and 70cm wide**
- Moodmaker will inform you of the required number of tables.
- If tables are a different size, please contact us to recalculate.
- If tables are fragile or need to remain in pristine condition, notify us in advance. Additional tables can be rented at extra cost.
 - Moodmaker is not responsible for any table damage.

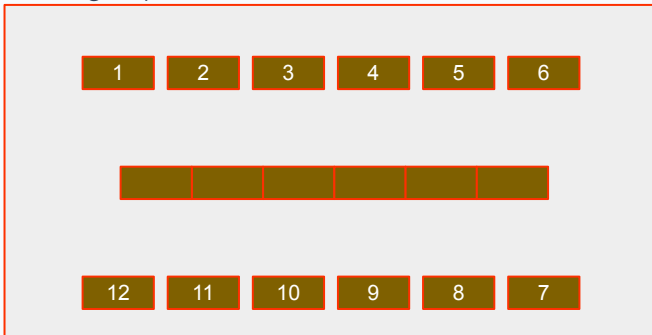


Room Setup

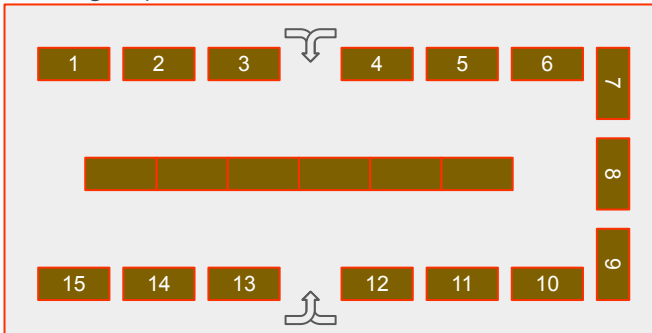
A) 6 groups, tables in 1 row




B) 12 groups, tables in 2 rows



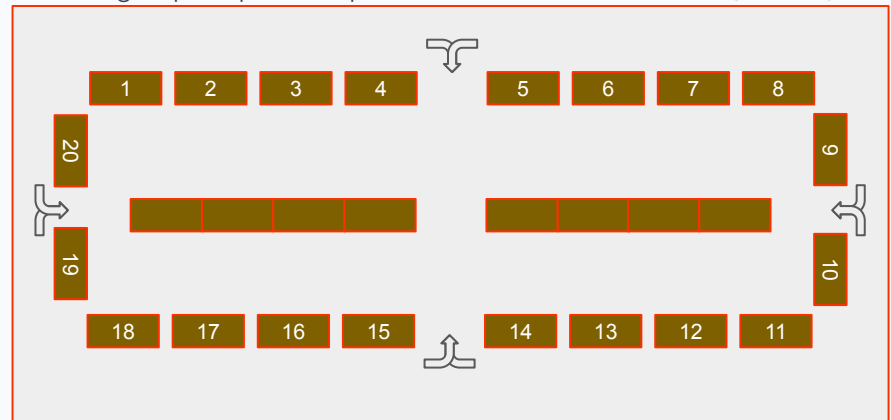
C) 15 groups, distance between tables 3-4 / 12-13



Various room set-ups are possible. Here are some examples. Please note the following :

- The room is spacious enough for easy movement.
- Group tables are spaced 20-40 cm apart.
- Tables are positioned ± 1.5 m or more from the walls.
- Buffets are placed ± 2 m or more from tables for easy access.
- For large groups (see examples C and D), allow extra space  between the tables for buffet access.
- Ensure emergency exits remain unobstructed.

D) 20 groups, square shape, distance between tables 4-5 / 14-15



Timing

- **Setup** : 1,5 to 2 before the event
 - If the room is used prior to the Chain Reaction, ensure personal items (laptops, bags, coats, etc.) are neatly stored.
 - The venue should clear tables of materials (glasses, pens, paper, etc.).
 - Chairs should be moved to the side or removed.
- **Event** : the Chain Reaction takes approximately 2 hours
 - If needed, we can adjust the duration (1 to 2 hours).
- **Cleanup** : 1 hour after the event.

Need faster setup or takedown? Let us know your timing preferences.



Food & Drinks

No Drinks or Food During the Activity :

Offering drinks or food is not allowed, as glasses often get knocked over, causing breakage and dirtying our materials.

No Alcohol Before or During the Activity :

Alcohol signals the end of the business portion and can lead to unprofessional behavior during the team building.



YOU CAN'T BUILD SUCCESSFUL TEAMS
BUT YOU CAN INCITE THEM **TO EMERGE !**

Contact us for more information.

info@moodmaker.be

+32 53 42 68 11



Moodmaker